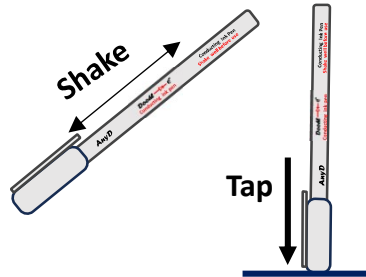
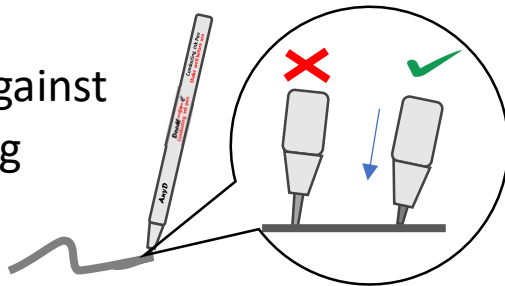


This is a silver particles-based conducting ink pen. These silver particles can settle if kept for a longer time therefore following instructions is important for the effective usage of the pen

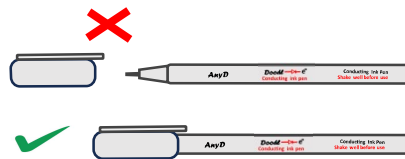
1. Before use, shake and tap the pen with the cap to mix any particles that may have settled.



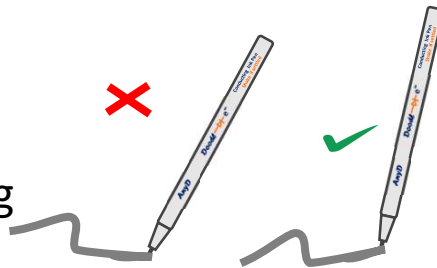
2. Press the tip lightly against the surface while writing



3. After each use, ensure to securely fasten the cap on the pen to prevent the ink from drying out

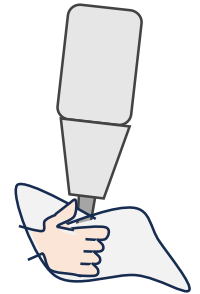


4. Keep the pen vertical as much as you can while writing



4. Allow 10 to 30 seconds for the ink to dry at room temperature

5. After each use clean the tip with tissue paper to avoid the ink accumulation at the tip



6. Ensure the pen lies flat when not in use



7. Store the pen in a cooler place (<27 °C)



AnyD Materials Pvt. Ltd.

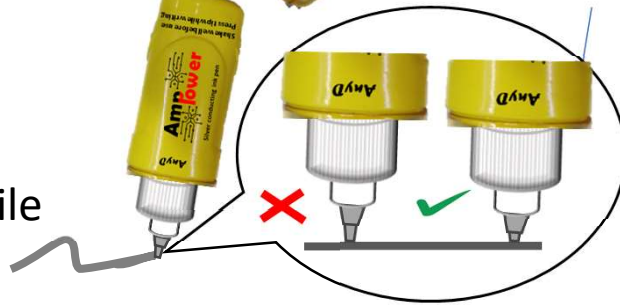
User Manual

This is a silver particles-based conducting ink pen. These silver particles can settle if kept for a longer time therefore following instructions is important for the effective usage of the pen

1. Shake well before use, with the cap on to redisperse the settled particles



2. Press the tip lightly against the surface while writing



3. After each use, ensure to securely fasten the cap on the pen to prevent the ink from drying out



4. Keep the pen vertical as much as you can while writing



4. Allow 10 to 50 minutes for the ink to dry at room temperature

5. After each use clean the tip with tissue paper to avoid ink accumulation at the tip



6. Keep the pen upright after use

7. Store the pen in a cooler place (<27 °C)